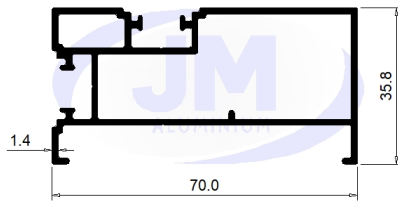


BUILDING & CONSTRUCTIONS

Architectural

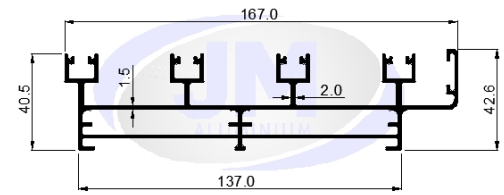
Die No.: 38641

Wt.: 0.862-1.141 (KG/M)



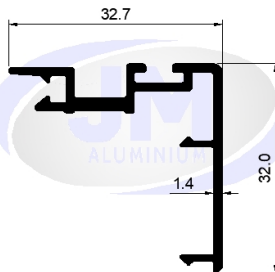
Die No.: 38573

Wt.: 2.075-3.046 (KG/M)



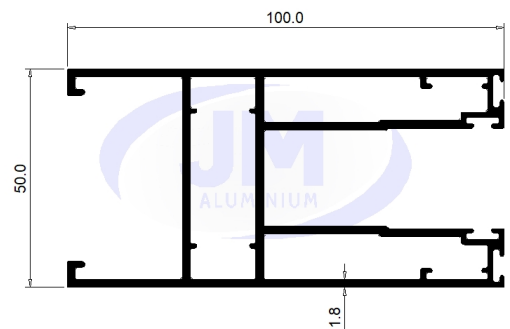
Die No.: 38480

Wt.: 0.302-0.404 (KG/M)



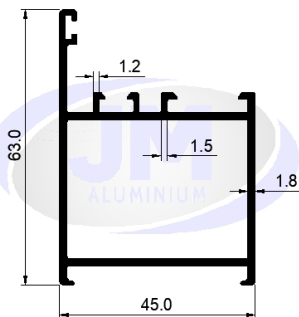
Die No.: 38614

Wt.: 1.662-2.561 (KG/M)



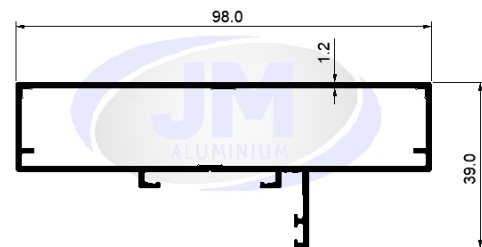
Die No.: 38366

Wt.: 0.896-1.129 (KG/M)



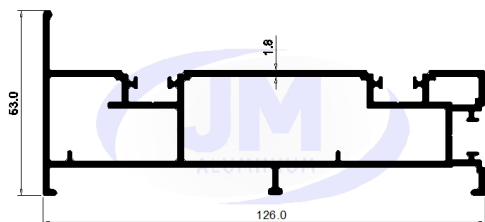
Die No.: 38569

Wt.: 0.764-1.062 (KG/M)



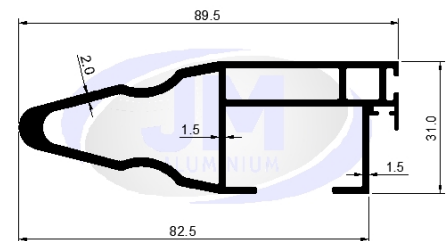
Die No.: 38633

Wt.: 1.676-2.622 (KG/M)



Die No.: 38574

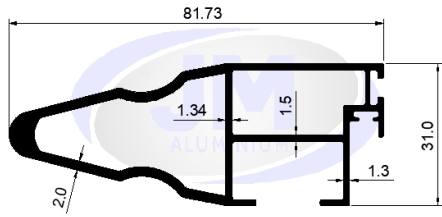
Wt.: 1.167-1.454 (KG/M)



BUILDING & CONSTRUCTIONS

Die No.: 38481

Wt.: 1.013-1.275 (KG/M)



Architectural

Die No.: 38340

Wt.: 1.135-1.413 (KG/M)

